

2518 SERIES



An unrivaled performer in the top-load field

The 2518 Series is at the top of our line with ruggedness and automation throughout. It comes standard with a time-tested chain drive assembly, virtually maintenance-free vertical seal-less pump, and disc oil skimmer that can be automated for convenience in disposing of oil. Extra-easy access to the sump and removable debris screen set it apart from other top-loaders on the market.

Aqueous parts washers clean faster and better without using harmful solvents!

Cuda automatic parts washers provide a safe and efficient solution to cleaning parts because they don't use harmful cleaning solvents to clean. Our automatic parts washers also provide a time-saving, easy parts cleaning solution for your staff allowing them to simultaneously clean parts while performing other tasks.



1 Simple Controls

- Control panel has simple controls for oil skimmer, heater, turntable and wash-cycle operation, as well as, a low water shut-off indicator.

2 Vertical Seal-Less Pump


- Creates a positive flow and eliminates pump vibrations.
- Positioned for easy service when needed.

3 Customize and Accessorize

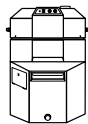
- Customize your parts washer to your specific needs, like this pneumatic power brush, so washing becomes the easiest part of the work day.

TECHNICAL DATA AND EQUIPMENT

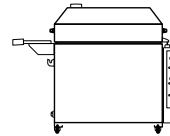
Top-Load Series Comparison



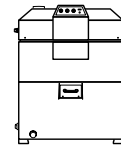
2412 SERIES



2216 SERIES



SJ SERIES



2518 SERIES

Features

- Vertical / Seal-less Pump: 3 HP / 50 GPM / 45 PSI
- 500 Lbs. Load Capacity, determined with even weight distribution
- 50 Gal. Sump Capacity
- 6 kW Heater
- Automatic Oil Skimmer
- Low Water Shutdown
- Machine: 51"L x 40"W x 50"H
- Shipping: 66"L x 57"W x 59"H

Technical data

Model	Part No.	Working Height	Turntable Diameter	Volt/PH	Total Amps	Ship Wt (lbs)
Standard Models						
2518	1.043-342.0	18"	25"	230/1	38	869
2518	1.043-380.0	18"	25"	208/1	39	869
2518	1.043-343.0	18"	25"	230/3	23	869
2518	1.043-381.0	18"	25"	208/3	25	869
2518	1.043-344.0	18"	25"	460/3	11	869
2518	1.043-345.0	18"	25"	575/3	9	869
Stainless Steel Models						
2518	1.043-508.0	18"	25"	230/1	38	869
2518	1.043-512.0	18"	25"	208/1	39	869
2518	1.043-509.0	18"	25"	230/3	23	869
2518	1.043-514.0	18"	25"	208/3	25	869
2518	1.043-510.0	18"	25"	460/3	11	869
2518	1.043-511.0	18"	25"	575/3	9	869

NOTE: All stainless steel models come with standard cast pump. All wetted surfaces are stainless steel.

Standard Accessories

Part No.	Description
8.725-260.0	Preferred Options Package - Contains Parts Basket, Containment Ring, Oil Container

Optional Accessories

Part No.	Description	Part No.	Description
8.725-261.0	Automatic Water Fill	8.725-267.0	Heater Timer, 24 hour 7 day
8.731-256.0	25" Containment Ring	8.725-268.0	Heater & Skimmer Timer, 24 hour 7 day
8.725-246.0	Deluxe Kit: Detail and Power Brush	9.802-283.0	Hour Meter
8.725-252.0	Detail Brush with Pump	8.915-585.0	PK-100D Sump Cleaner
8.725-258.0	Pneumatic Power Brush	8.709-145.0	PK-100D Filter Bag
8.924-172.0	Oil Drain Container	8.731-254.0	Light Duty Small Parts Basket (8" x 8" x 4")
8.725-253.0	Filtration	9.102-237.0	Lid for Light Duty Small Parts Basket
8.725-254.0	Filtration & Sump Sweep	8.753-825.0	Light Duty Medium Parts Basket (16" x 12" x 6")
8.915-316.0	60 Mesh Insert for Debris Screen Tray	9.102-230.0	Lid for Light Duty Medium Parts Basket
8.707-034.0*	Wastewater Drum Evaporator Belt	8.723-214.0	Gray Spray Paint

Distributed by:

Action Cleaning Systems, Inc
 Tyler, TX, 800-522-8466
 Dallas, TX, 800-950-6926
 Midland, TX, 903-262-0236
 Bossier City, LA, 318-752-0102